ServoyForge
Building Open Source Software

Statistics over 2013

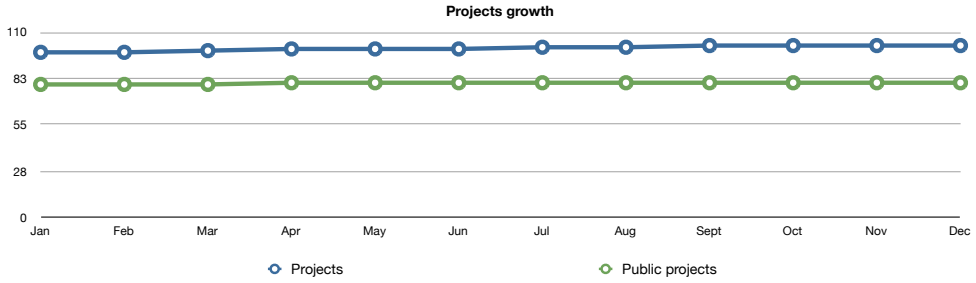

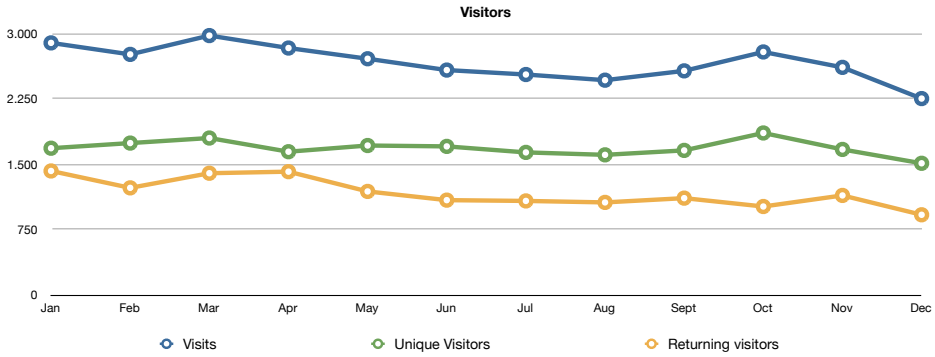

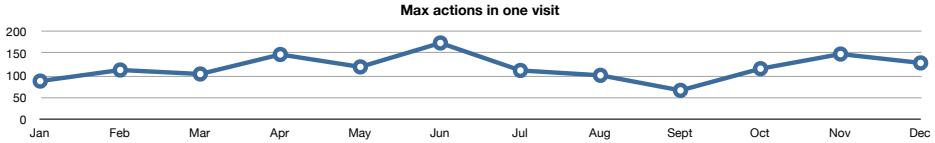

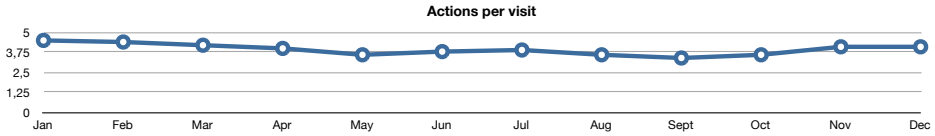

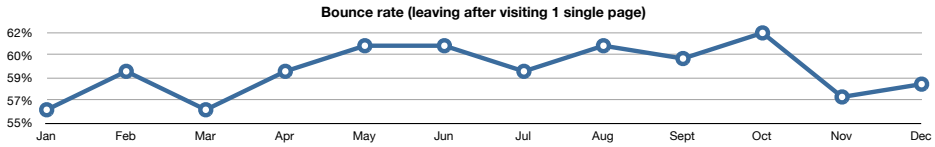

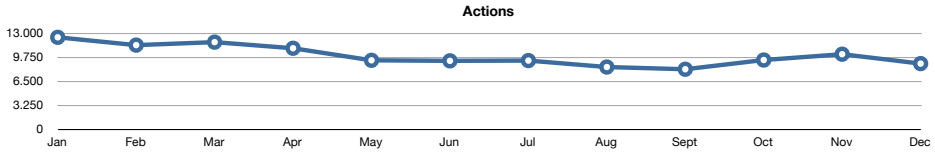

2011	Jan	Feb	Mar	Apr	May	Jun	Jul	Aug	Sept	Oct	Nov	Dec	Average
Visits	2.894	2.762	2.978	2.835	2.712	2.582	2.531	2.466	2.573	2.790	2.613	2.255	**2.665,92**
Unique Visitors	1.685	1.744	1.802	1.645	1.716	1.706	1.637	1.609	1.660	1.860	1.671	1.512	**1.687,25**
Returning visitors	1.424	1.230	1.398	1.416	1.189	1.089	1.080	1.063	1.112	1.016	1.143	921	**1.173,42**
Actions	12.328	11.274	11.676	10.851	9.222	9.152	9.186	8.314	8.016	9.261	10.047	8.777	**9.842,00**
Actions per visit	4,5	4,4	4,2	4	3,6	3,8	3,9	3,6	3,4	3,6	4,1	4,1	**3,93**
Max actions in one visit	88	113	104	148	120	174	112	101	67	116	149	129	**118,42**
Averate visit duration	3:56	4:09	4:10	4:17	4:29	4:39	4:41	3:54	3:49	3:40	3:36	3:41	**4:05**
Bounce rate	56%	59%	56%	59%	61%	61%	59%	61%	60%	62%	57%	58%	**59%**
Projects	98	98	99	100	100	100	101	101	102	102	102	102	**100**
Public projects	79	79	79	80	80	80	80	80	80	80	80	80	**80**